

Art of the State: Pennsylvania®

Online Entry Instructions

If you have questions, please contact Amy at amhammond@pa.gov or 717-772-2840.

Home Page	3
Start the Entry Process	4
Registration	5
E-mail Verification	5
County, Address and Phone Numbers	6
Verify Information	6
Begin Entry Process	7
Review Entry Instructions	7
Artist Statement and Resume	8
Verify Artist Statement and Resume	8
General Entry Information.....	9
Begin Entering Details About Art.....	10
Add Details About First Work of Art	11
Add Image	12
Review Details and Add Next Work in Same Category.....	12
Add Work in Different Category.....	13
Print Entry Before Paying	14
Paying for Entry	15
Already Registered – Existing User	16
Edit Contact Information, Artist Statement and Resume	17

Home Page

Please review the information on all tabs before you begin.



The banner features the text "ART OF THE STATE®" in large white letters on an orange background. To the right, "CALL FOR ENTRIES" is written in teal on a white background with diagonal lines. A vertical teal bar on the far right contains the year "2020" in white. Below the banner is a teal navigation bar with white text for "Home", "Details", "Jurors", "Categories", "Awards", "Timeline", "Enter", "Events", "Map", "About Us", and "Contact".

Art of the State, open to Pennsylvania artists and craftspeople, is an annual juried exhibition held at The State Museum of Pennsylvania. With an established tradition of exhibiting highly creative art chosen by a distinguished panel of jurors, **Art of the State** provides an opportunity for both established and emerging Pennsylvania artists to exhibit their work and receive statewide recognition.

Presented by The State Museum of Pennsylvania in cooperation with the Pennsylvania Heritage Foundation, the 53rd edition of **Art of the State** will offer cash awards for selected entries in the categories of Painting, Work on Paper, Photography & Digital Arts, Sculpture and Craft.

The entry fee is \$30 for up to 3 works of art. Additional works of art are \$10 each.

FINAL DATE TO SUBMIT ENTRIES: February 28, 2020, 11:59 PM

Assistance by e-mail and phone will be available from 8:30 AM until 4:00 PM Monday through Friday.



To visit any of the partners' websites click the logos at the bottom of any screen. If you would like to visit the State Museum's Facebook page from the home screen please click the Facebook icon on the right side of the screen.

To begin, open the "Enter" tab.

Start the Entry Process

ART OF THE STATE®

CALL FOR ENTRIES

2020

[Home](#) [Details](#) [Jurors](#) [Categories](#) [Awards](#) [Timeline](#) [Enter](#) [Events](#) [Map](#) [About Us](#) [Contact](#)

Enter all your personal information including your name, address, contact phone number, and e-mail. Please confirm information is correct. It will be used in communication.

Enter details about your art entries. Be sure to include title, dimensions (Height X Width X Depth), medium, weight and category.

Size is limited to 12 feet x 12 feet, 150 lbs. in all categories.

Submit one standard JPEG (**maximum 10 Mb per image**) for each painting, work or paper, photograph or 2-dimensional(2-D) work.

For 3-D (three-dimensional) work you may submit up to three (3) JPEGS (front, back and side views) for each work. (**maximum 10 Mb per image**)




The fee is \$30 for up to 3 works of art. Additional works of art are \$10 each.

Artists can submit in more than one category. For example, you may submit two sculptures and one painting, or a 3-D work and two (2) works on paper, etc.

[Click here to enter.](#)

Artist's Statement: It is to your advantage to submit a brief artist statement. It should include your basic ideas and explain how these ideas are presented in the art. Jurors may refer to your statement to better evaluate the work for acceptance. The names of the artists whose statements for accepted entries will be made available to visitors during the exhibition. They will also be included in the exhibition program.

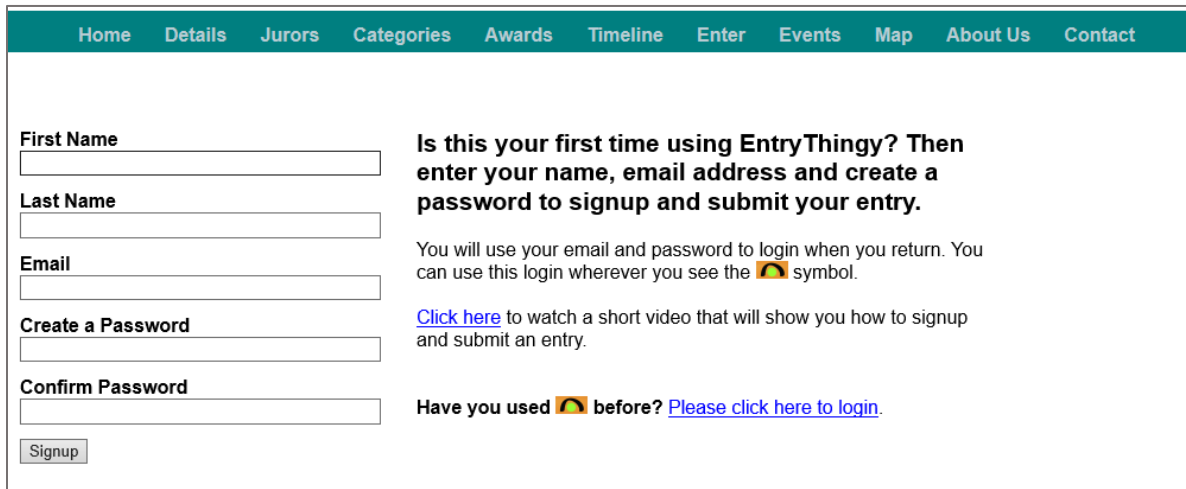
[Step by Step Entry Instructions Opens in New Window](#)

Once you have reviewed the rules, click the **Click here to enter** button to register and submit your entries online.

Registration

If this is your first time entering, EntryThingy will ask for your contact information.



The screenshot shows a registration form with a teal navigation bar at the top containing links: Home, Details, Jurors, Categories, Awards, Timeline, Enter, Events, Map, About Us, and Contact. The form itself has a white background and contains the following elements:

- First Name**: A text input field.
- Last Name**: A text input field.
- Email**: A text input field.
- Create a Password**: A text input field.
- Confirm Password**: A text input field.
- Signup**: A button located at the bottom left of the form.

Text on the right side of the form:

Is this your first time using EntryThingy? Then enter your name, email address and create a password to signup and submit your entry.

You will use your email and password to login when you return. You can use this login wherever you see the 🗝️ symbol.

[Click here](#) to watch a short video that will show you how to signup and submit an entry.

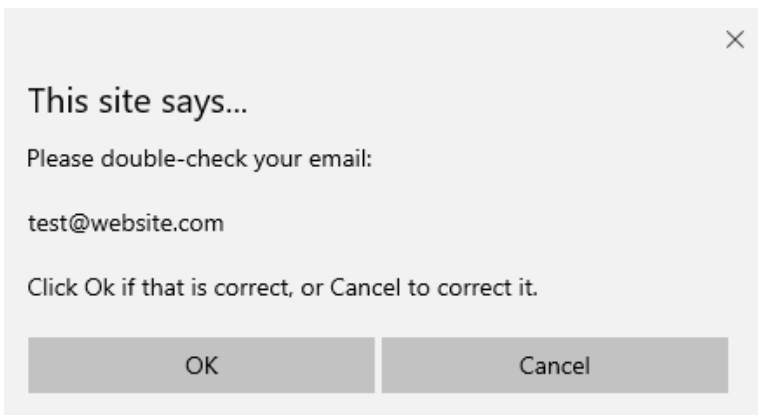
Have you used 🗝️ before? [Please click here to login.](#)

Enter your first name, last name, e-mail address and a password into the boxes provided. Be sure to retain your password. This will create an account to be used for submissions.

NOTE: An e-mail address is REQUIRED to enter Art of the State. Most communication will arrive via e-mail. Please use a current e-mail address. Some systems will automatically send Art of the State communication to a SPAM folder. Please check your SPAM folder for e-mails.

Click the **Signup** button when all information has been entered.

E-mail Verification



The dialog box has a close button (X) in the top right corner. The text inside reads:

This site says...

Please double-check your email:

test@website.com

Click Ok if that is correct, or Cancel to correct it.

At the bottom, there are two buttons: **OK** and **Cancel**.

A dialog box will appear asking you to verify your information. If everything is correct click the **OK** button. If the information is incorrect, click the Cancel button and correct the information.

County, Address and Contact Information

Home	Details	Jurors	Categories	Awards	Timeline	Enter	Events	Map	About Us	Contact
Your county * <input type="text"/>										
Address * <input type="text"/>										
City * <input type="text"/>										
State/Province * <input type="text" value="Pennsylvania"/>										
ZIP/Postal Code * <input type="text"/>										
Country * <input type="text" value="United States"/>										
Main Phone * (example: 555-555-5555) <input type="text"/>										
Alternate Phone <input type="text"/>										

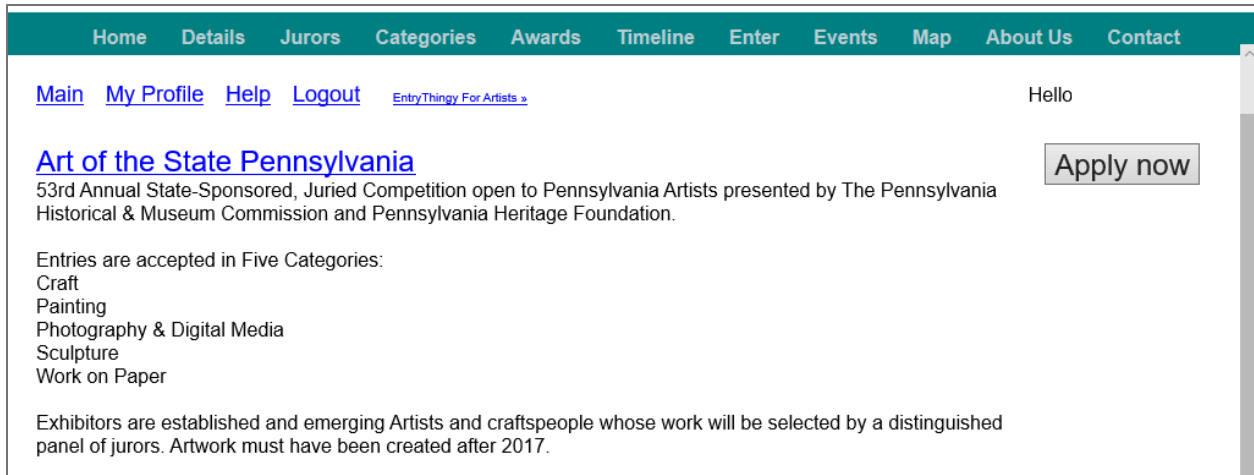
Enter your Pennsylvania county of residence, address, city, zip code, phone number, and website (if you have one) in the boxes provided. Once you have entered the information click the **Submit** button to continue.

Verify Information

Home	Details	Jurors	Categories	Awards	Timeline	Enter	Events	Map	About Us	Contact
Please verify your information below. Click 'Submit' to continue or 'Back' to edit.										
Your county *: Dauphin										
Address: 300 North Street										
City: Harrisburg										
State/Province: Pennsylvania										
ZIP/Postal Code: 17120										
Country: United States										
Main Phone: 717-772-2840										
Alternate Phone:										
Web site: http://www.artistwebsite.com										
<input type="button" value="Submit"/> <input type="button" value="Back"/>										

EntryThingy will ask you to verify the informaton. If it is correct, click the **Submit** button. The **Back** button will reopen the information for corrections.

Begin Entry Process



Home Details Jurors Categories Awards Timeline Enter Events Map About Us Contact

[Main](#) [My Profile](#) [Help](#) [Logout](#) [EntryThingy For Artists »](#) Hello

[Art of the State Pennsylvania](#)

53rd Annual State-Sponsored, Juried Competition open to Pennsylvania Artists presented by The Pennsylvania Historical & Museum Commission and Pennsylvania Heritage Foundation.

Entries are accepted in Five Categories:

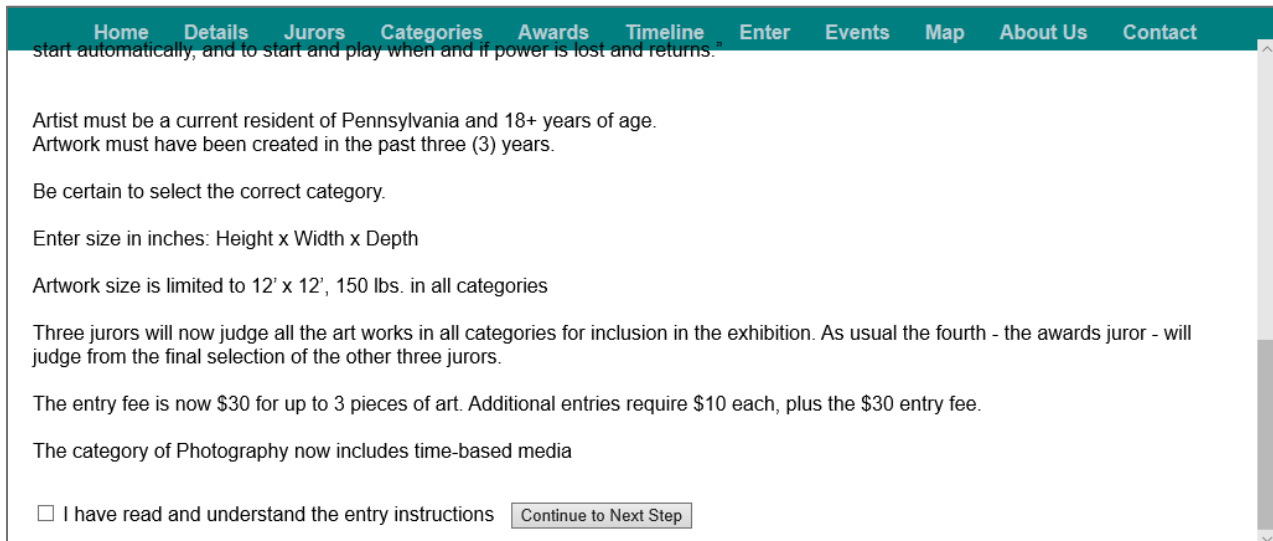
- Craft
- Painting
- Photography & Digital Media
- Sculpture
- Work on Paper

Exhibitors are established and emerging Artists and craftspeople whose work will be selected by a distinguished panel of jurors. Artwork must have been created after 2017.

[Apply now](#)

Review the exhibition information and click the **Apply Now** button when you are ready to start the entry process.

Review Entry Instructions



Home Details Jurors Categories Awards Timeline Enter Events Map About Us Contact

Start automatically, and to start and play when and if power is lost and returns.

Artist must be a current resident of Pennsylvania and 18+ years of age.
Artwork must have been created in the past three (3) years.

Be certain to select the correct category.

Enter size in inches: Height x Width x Depth

Artwork size is limited to 12' x 12', 150 lbs. in all categories

Three jurors will now judge all the art works in all categories for inclusion in the exhibition. As usual the fourth - the awards juror - will judge from the final selection of the other three jurors.

The entry fee is now \$30 for up to 3 pieces of art. Additional entries require \$10 each, plus the \$30 entry fee.

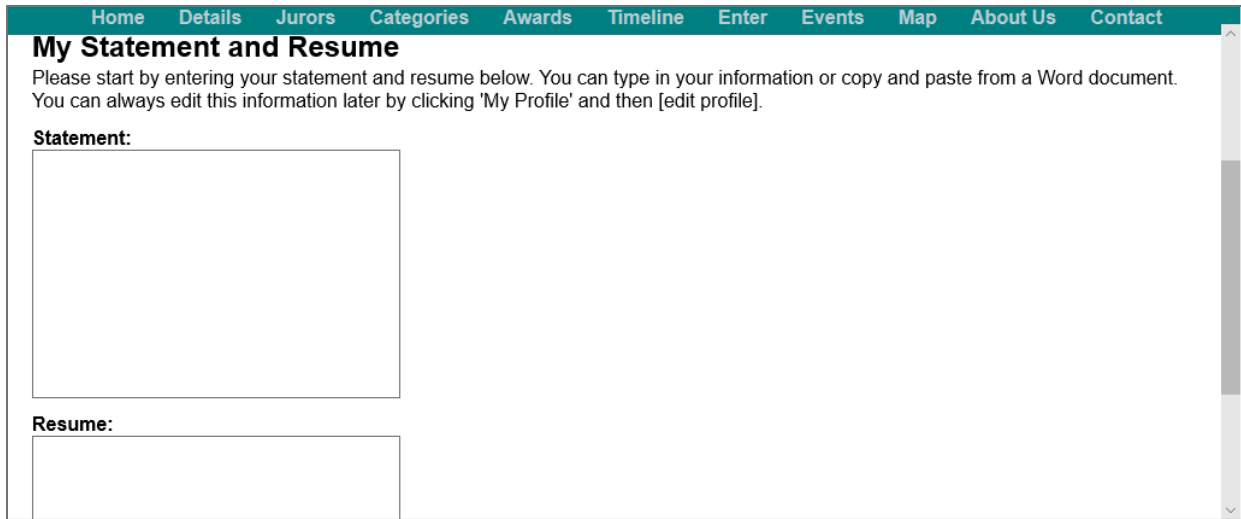
The category of Photography now includes time-based media

I have read and understand the entry instructions [Continue to Next Step](#)

Use the scroll bar to review all of the entry instructions as displayed above. Please read the instructions and when you are ready, click the box beside "I have read and understand the entry instructions". Then click the **Continue to Next Step** button.

Artist Statement and Resume

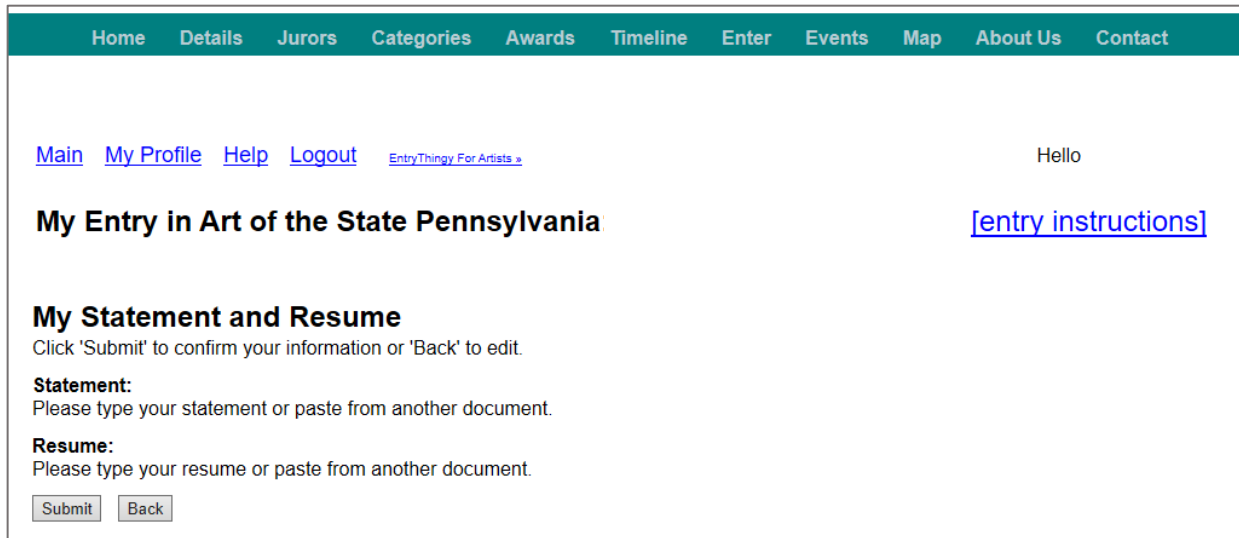
If this is your first time entering, EntryThingy will ask you to enter you artist statement and resume.



The screenshot shows a web page with a teal navigation bar at the top containing links: Home, Details, Jurors, Categories, Awards, Timeline, Enter, Events, Map, About Us, and Contact. Below the navigation bar is the heading "My Statement and Resume". Underneath the heading is a paragraph of instructions: "Please start by entering your statement and resume below. You can type in your information or copy and paste from a Word document. You can always edit this information later by clicking 'My Profile' and then [edit profile].". There are two text input fields: the first is labeled "Statement:" and the second is labeled "Resume:". A vertical scrollbar is visible on the right side of the page.

Either type your artist statement and resume or copy and paste them from an existing document. Once they are entered click the **Submit** button to continue the entry process.

Artist Statement and Resume Verification



The screenshot shows a web page with a teal navigation bar at the top containing links: Home, Details, Jurors, Categories, Awards, Timeline, Enter, Events, Map, About Us, and Contact. Below the navigation bar is a row of links: [Main](#), [My Profile](#), [Help](#), [Logout](#), and [EntryThingy For Artists >](#). To the right of these links is the text "Hello". Below this is the heading "My Entry in Art of the State Pennsylvania" and a link [\[entry instructions\]](#). Underneath is the heading "My Statement and Resume" followed by the instruction "Click 'Submit' to confirm your information or 'Back' to edit.". There are two text input fields: the first is labeled "Statement:" and the second is labeled "Resume:". Below the input fields are two buttons: "Submit" and "Back".

You will be asked to verify your statement and resume. If the information is correct click the **Submit** button, otherwise click the **Back** button to make corrections.

General Entry Information

Home Details Jurors Categories Awards Timeline Enter Events Map About Us Contact

General Entry Information

To get started with your entry, please fill out the form below.

Category:

Description of Work (media, technique, etc):

80 characters remaining.

I am a Pennsylvania resident.

I agree with the [terms of entry](#).

How did you find out about this call for entries?

Save and Continue to Next Step

Click on the down arrow to select the category for the first work of art you would like to submit. You will have the opportunity to enter subsequent works of art in other categories if the media is different.

Home Details Jurors Categories Awards Timeline Enter Events Map About Us Contact

80 characters remaining.

I am a Pennsylvania resident.

I agree with the [terms of entry](#).

Artists MUST be a resident of Pennsylvania and 18+ years of age.

Work must have been created within the past three(3) years.

12ft x 12ft, 150lb limit in all categories.

Submission of work to the exhibit constitutes an agreement to comply with all rules, conditions and requirements listed on this site. The State Museum reserves the right to reject any work. No substitutions are permitted. All work must be freestanding and/or ready to hang. No Uniframes. The State Museum reserves the right to reproduce images for publicity and education purposes. All entries must be uploaded to this site.

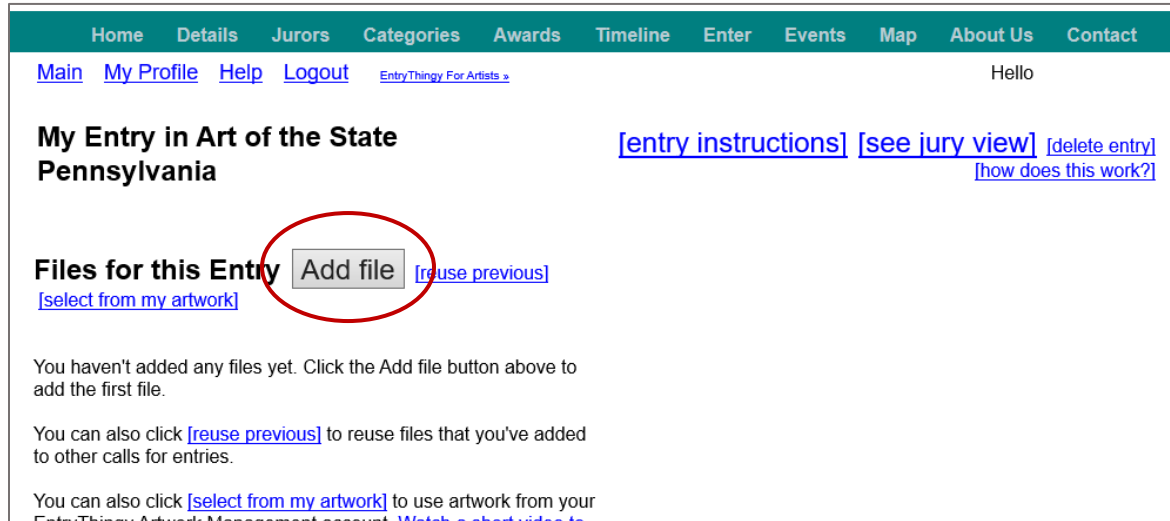
How did you find out about this call for entries?

Save and Continue to Next Step

Click the terms of entry link and review the information. If you agree, click on the box next to ***I agree with the terms of entry***. Please tell us how you learned about Art of the State. Once you are ready to continue with the process click the **Save and Continue to Next Step** button to proceed.

Details About Works of Art

Three works of art can be submitted per entry.

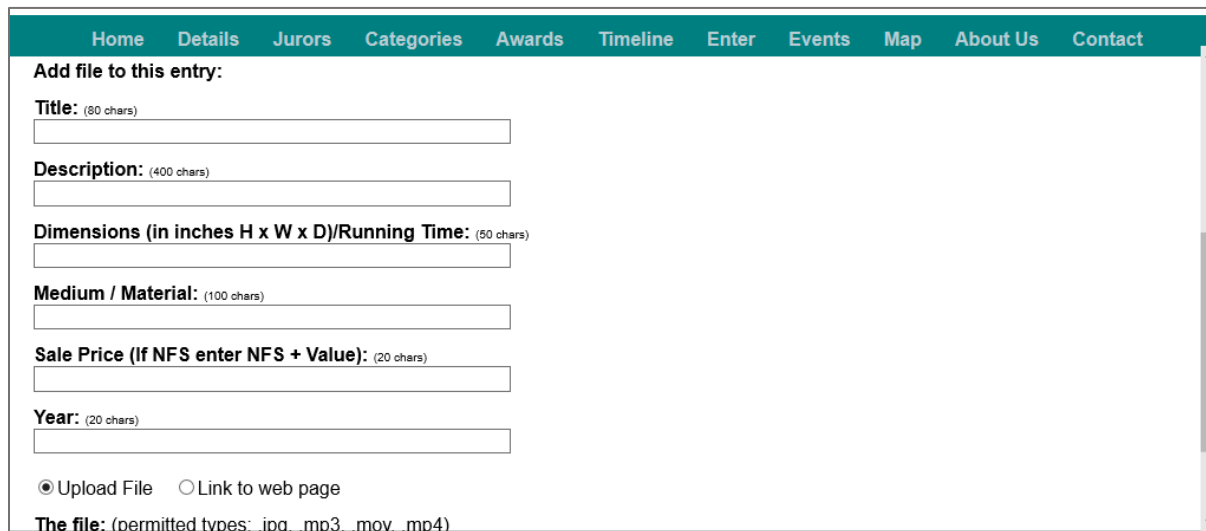


The screenshot shows a web interface for an art competition. At the top is a navigation bar with links: Home, Details, Jurors, Categories, Awards, Timeline, Enter, Events, Map, About Us, Contact. Below this is a secondary navigation bar with links: Main, My Profile, Help, Logout, and a dropdown menu for 'EntryThingy For Artists'. The user is logged in, indicated by 'Hello' in the top right. The main heading is 'My Entry in Art of the State Pennsylvania'. To the right of the heading are links: [entry instructions], [see jury view], [delete entry], and [how does this work?]. Below the heading is the section 'Files for this Entry'. It contains an 'Add file' button, which is circled in red, and a link [reuse previous]. Below the button is a link [select from my artwork]. The text below the button reads: 'You haven't added any files yet. Click the Add file button above to add the first file.' It also includes instructions on how to reuse files and use artwork from a previous account.

Click the **Add File** button to begin describing your first work of art.

NOTE for Artists Entering Multiple Categories: If you are entering in multiple categories, please record the category you selected for each work of art. The category is not visible in the "Add File" section.

Add Details About First Work of Art



The screenshot shows a web form with a teal navigation bar at the top containing links: Home, Details, Jurors, Categories, Awards, Timeline, Enter, Events, Map, About Us, and Contact. Below the navigation bar, the form is titled "Add file to this entry:". It contains several input fields: "Title: (80 chars)", "Description: (400 chars)", "Dimensions (in inches H x W x D)/Running Time: (50 chars)", "Medium / Material: (100 chars)", "Sale Price (If NFS enter NFS + Value): (20 chars)", and "Year: (20 chars)". Below these fields are two radio buttons: "Upload File" (selected) and "Link to web page". At the bottom, there is a label "The file: (permitted types: .jpg, .mp3, .mov, .mp4)".

Enter the title.

Enter the dimensions in inches (height x width x depth). Height and width need to be complete to be considered for the exhibit.

Enter the medium or material used.

If your art is for sale, enter the price.

If your art is not for sale: Enter NFS (not for sale) and enter the insurance value. This is necessary for insurance purposes. Example; NFS \$500

Enter the year it was created. NOTE: It MUST have been created in the last 3 years (February 2017-February 2020).

Review the information. This is the best place to make edits.

Click the **Choose File** button to select the image of your artwork on your local PC or MAC.

NOTE: Only Jpeg files are permitted. The system will not accept any file over 10 Megabytes. If you are trying to upload a larger file it will give you a message box stating that the file is too large. Resize the file and try it again.

Add Image

Home Details Jurors Categories Awards Timeline Enter Events Map About Us Contact

Dimensions (in inches H x W x D)/Running Time: (50 chars)

Medium / Material: (100 chars)

Sale Price (If NFS enter NFS + Value): (20 chars)

Year: (20 chars)

Upload File Link to web page

The file: (permitted types: .jpg, .mp3, .mov, .mp4)

Browse...

Upload Cancel

After you have selected the file click the **Upload** button to add the image to your entry. The site will display your uploading status if it is a larger file. You may have to scroll to the top to see the status.

Review Details and Add Next Work in Same Category

Home Details Jurors Categories Awards Timeline Enter Events Map About Us Contact

Files for this Entry [Add file](#) [\[reuse previous\]](#)
[\[select from my artwork\]](#)

Painting

Entry Status: Not Submitted

When you're happy with the general information for this entry (see below), you've added your files and sorted them the way you want them presented to the jury, click the 'SUBMIT THIS ENTRY' button to finalize and submit this entry.

SUBMIT THIS ENTRY

General Entry Information [\[edit\]](#)

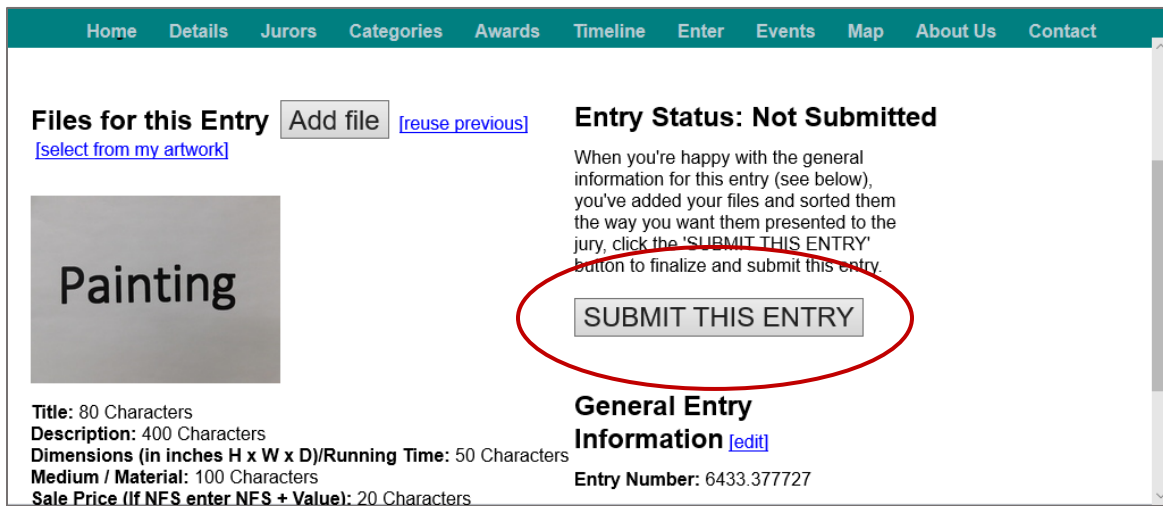
Entry Number: 6433.377727

Title: 80 Characters
Description: 400 Characters
Dimensions (in inches H x W x D)/Running Time: 50 Characters
Medium / Material: 100 Characters
Sale Price (If NFS enter NFS + Value): 20 Characters

After the upload is completed the site will display a summary of the category and artwork you entered.

If you would like to add other work in the same category click the **Add file** button and repeat the same steps as before.

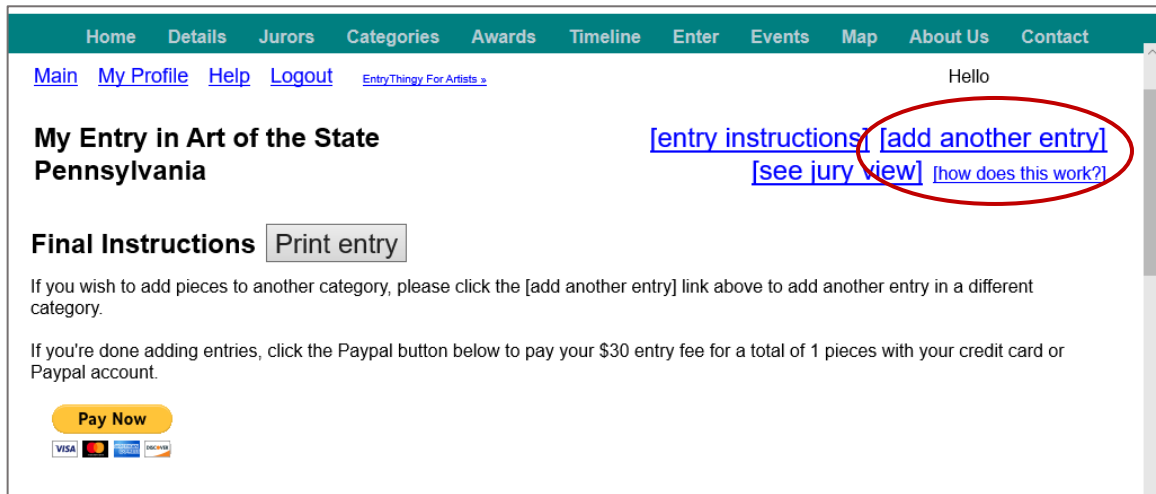
Add Work in Different Category



The screenshot shows a web interface with a teal navigation bar at the top containing links: Home, Details, Jurors, Categories, Awards, Timeline, Enter, Events, Map, About Us, and Contact. Below the navigation bar, the page is titled "Files for this Entry" and includes an "Add file" button, a "[reuse previous]" link, and a "[select from my artwork]" link. A large grey box contains the word "Painting". To the right, the "Entry Status: Not Submitted" is displayed, followed by a paragraph of instructions: "When you're happy with the general information for this entry (see below), you've added your files and sorted them the way you want them presented to the jury, click the 'SUBMIT THIS ENTRY' button to finalize and submit this entry." The "SUBMIT THIS ENTRY" button is circled in red. Below this, the "General Entry Information" section includes an "[edit]" link and the "Entry Number: 6433.377727". On the left side, there are fields for "Title: 80 Characters", "Description: 400 Characters", "Dimensions (in inches H x W x D)/Running Time: 50 Characters", "Medium / Material: 100 Characters", and "Sale Price (if NFS enter NFS + Value): 20 Characters".

If you would like to add another work in a different category submit the first work by clicking the **SUBMIT THIS ENTRY** button.

A dialog window will display asking if you are done entering art in this category. If you are, click the **OK** button. If not, click the **Cancel** button to go back and add more art to the current category.



The screenshot shows a web interface with a teal navigation bar at the top containing links: Home, Details, Jurors, Categories, Awards, Timeline, Enter, Events, Map, About Us, and Contact. Below the navigation bar, there are links for "Main", "My Profile", "Help", "Logout", and "Entry Thingy For Artists >". The page is titled "My Entry in Art of the State Pennsylvania" and includes a "Hello" greeting. The "Final Instructions" section includes a "Print entry" button and a paragraph of instructions: "If you wish to add pieces to another category, please click the [add another entry] link above to add another entry in a different category." The "[add another entry]" link is circled in red. Below this, there is a paragraph of instructions: "If you're done adding entries, click the Paypal button below to pay your \$30 entry fee for a total of 1 pieces with your credit card or Paypal account." A "Pay Now" button is visible, along with logos for VISA, Mastercard, American Express, and Discover.

To add the next work to a different category open the **add another entry** link. This will take you through the same steps as the first work of art you entered (see page 9).

Print Entry Before Paying

Home Details Jurors Categories Awards Timeline Enter Events Map About Us Contact

[Main](#) [My Profile](#) [Help](#) [Logout](#) [EntryThingy For Artists >](#)

My Entry in Art of the State Pennsylvania

[\[entry instructions\]](#) [\[add another entry\]](#)
[\[see jury view\]](#) [\[how does this work?\]](#)

Final Instructions **Print entry**

If you wish to add pieces to another category, please click the [add another entry] link above to add another entry in a different category.

If you're done adding entries, click the Paypal button below to pay your \$30 entry fee for a total of 1 pieces with your credit card or Paypal account.

Pay Now

VISA MASTERCARD DISCOVER

Click the **Print entry** button to preview your art and print the preview page.

Blank page - Microsoft Edge

Search or enter web address

Entry 6433.377740 in Art of the State Pennsylvania:

How I found this call: E-mail

[\[print this page\]](#)

Name: Name Name
Business Name: Dauphin
Address: 300 North Street
City: Harrisburg
State/Province: Pennsylvania
ZIP/Postal Code: 17120
Country: United States
Main Phone: [717-772-2840](tel:717-772-2840)
Alternate Phone:
Email: artist@website.com
Web site:

Category: Painting
Description of Work (media, technique, etc): 80 Characters

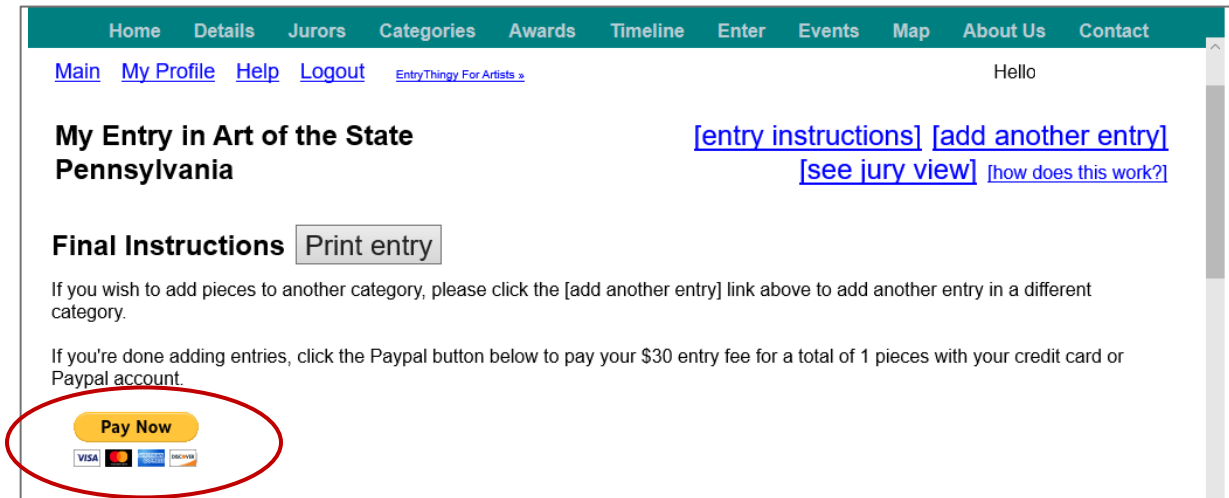
Painting

80 Characters
Price: 20 Characters

Click the **print this page** link at the top right side of the preview window to print a copy of the submission.

Paying for Entry

Please review your information before you pay. If you need to make edits after paying, State Museum staff will have to reopen your entry.

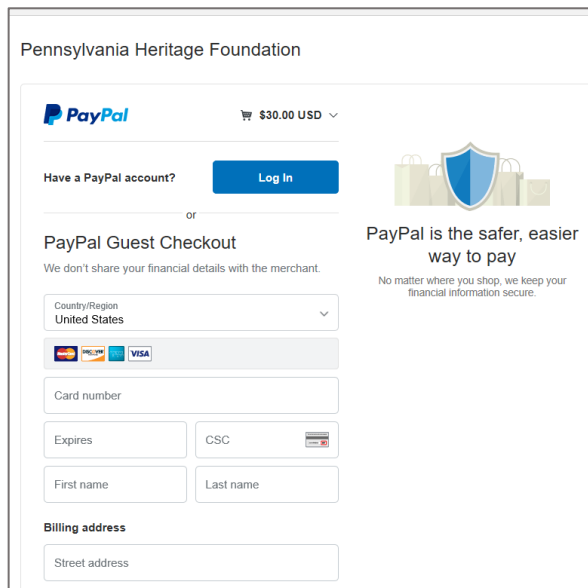


Click on the **Pay Now** button to pay for your entry.

NOTE: The fee is \$30 for up to 3 works of art. Additional works of art are \$10 each.

Example; 1-3 works of art =\$30, 4 =\$40, 5 =\$50, 6 =\$60, etc.

Enter your e-mail address and PayPal password then click the **Log In** button to continue to pay for your entry.



If you do not have a PayPal account you can continue under **PayPal Guest Checkout**.

Already Registered – Existing User

Home Details Jurors Categories Awards Timeline Enter Events Map About Us Contact

First Name

Last Name

Email

Create a Password

Confirm Password

Is this your first time using EntryThingy? Then enter your name, email address and create a password to signup and submit your entry.

You will use your email and password to login when you return. You can use this login wherever you see the 🗨️ symbol.

[Click here](#) to watch a short video that will show you how to signup and submit an entry.

Have you used 🗨️ before? [Please click here to login.](#)

If you are already registered click the **Click here to login** link and you will be able to login with the e-mail and password you created.

Home Details Jurors Categories Awards Timeline Enter Events Map About Us Contact

Email

Password

Login with your 🗨️ email and password.

Not sure how this works? [Click here](#) to watch a short video that'll show you.

Don't have a login? [Click here to signup.](#)

Forgot your password? [Click here.](#)

Enter your e-mail and password. This will open the link to add your entry.

Edit Contact Information, Artist Statement and Resume

[Main](#) [My Profile](#) [Help](#) [Logout](#) [EntryThingy For Artists >](#) Hello

Art of the State Pennsylvania

53rd Annual State-Sponsored, Juried Competition open to Pennsylvania Artists presented by The Pennsylvania Historical & Museum Commission and Pennsylvania Heritage Foundation.

Entries are accepted in Five Categories:
Craft
Painting
Photography & Digital Media
Sculpture
Work on Paper

My Entries:

377740 80 Characters	View entry
12/18/2019, Painting, Submitted	
377738 80 Characters	View entry
12/17/2019, Photography & Digital	

[Add another entry](#)

Click on **My Profile** to open the link to your information.

[Main](#) [My Profile](#) [Help](#) [Logout](#) [EntryThingy For Artists >](#) Hello

Entrant Profile:

[\[edit profile\]](#) [\[change password\]](#)

This is your profile information that is associated with your entries. Please make sure all of the information is correct. Click [edit profile] above to make any changes to your profile and contact info or [change password] to change your password.

Email: artist@website.com

Your county *: Dauphin
Address: 300 North Street
City: Harrisburg
State/Province: Pennsylvania

Click on the **Edit Profile** link to change your information.

Edit Profile

First Name:* <input type="text"/>	Statement: <input type="text"/>
Last Name:* <input type="text"/>	
Email:* <input type="text"/>	Resume: <input type="text"/>
Your county *: <input type="text"/>	
Address: * <input type="text"/>	
City: * <input type="text"/>	

Edit your information as needed.